

FiberFlo® Hydrophobic Oxygen Degas Filters

FiberFlo hydrophobic degas filters are manufactured using a unique polypropylene hollow fiber that provides low extractables and a wide range of chemical compatibility. The asymmetric, microporous hollow fiber provides a wide range of gas removal capability making them ideally suited for high value added applications. FiberFlo degas filters are available with a variety of inlet and outlet connections.

FiberFlo degas filters are designed and manufactured in accordance with an ISO 9000 Quality Management System. For easy identification and traceability each capsule is labeled with a lot number, catalog number, pore size and serial number. FiberFlo degas filters are 100% integrity tested during the manufacturing process. All FiberFlo filter devices are manufactured and tested non-pyrogenic by Limulus Amebocyte Lysate (LAL).

Typical Applications

Removal of oxygen from process solutions.

Specifications

Materials

Hydrophobic polypropylene membrane, polycarbonate housing and polypropylene vent caps.

Connections

FiberFlo degas filters are available with 1/4" NPTM, 3/8" NPTM, 3/8" Hose Barb, 1/2" Hose Barb, and Sanitary.

Pore Sizes

0.03 μm

Filter Areas

Large: 6000 cm^2 (6.5 ft^2), Medium: 2300 cm^2 (2.5 ft^2), Small: 950 cm^2 (1.0 ft^2)

Maximum Inlet Pressure

85 psi (5.8 Bars)

Maximum Differential Pressure

40 psi (2.7 Bars)

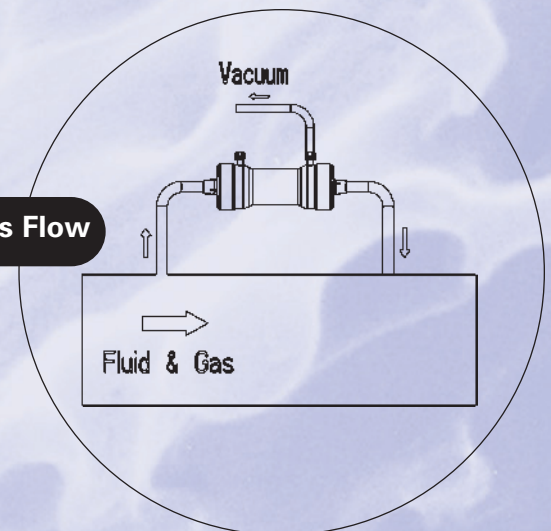
Gravimetric Extractables

FiberFlo degas filters pass the USP standards for total solids for purified water.

Oxidizable Substances

FiberFlo degas filters pass the USP standards for oxidizable substances for purified water.

Cross Flow



Toxicity

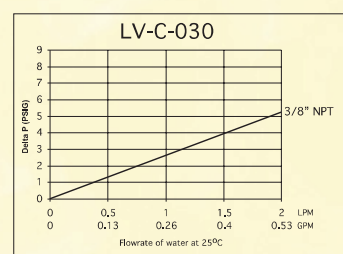
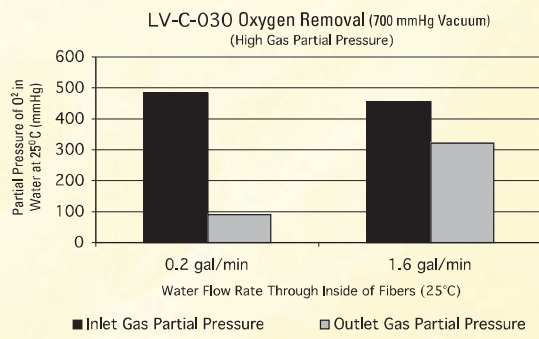
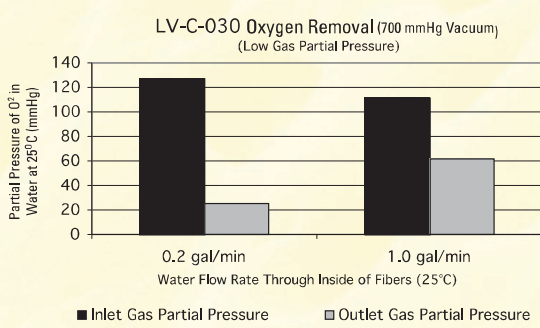
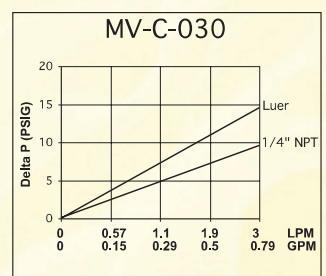
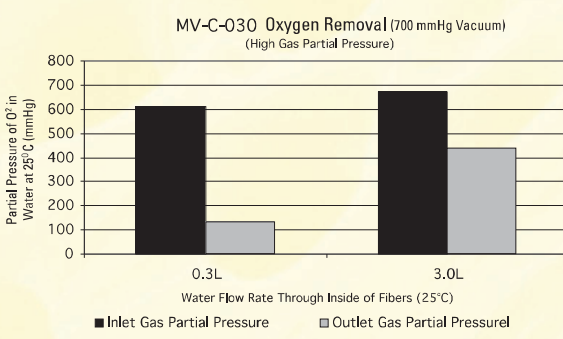
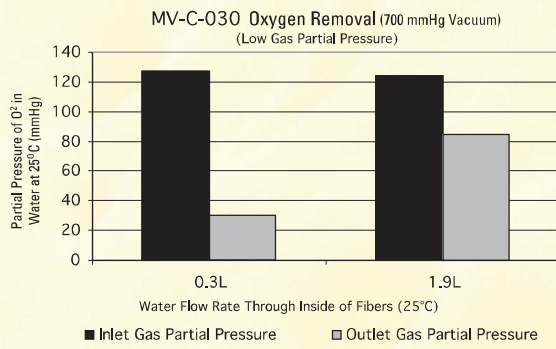
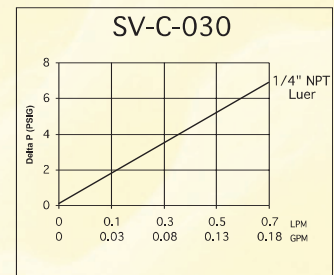
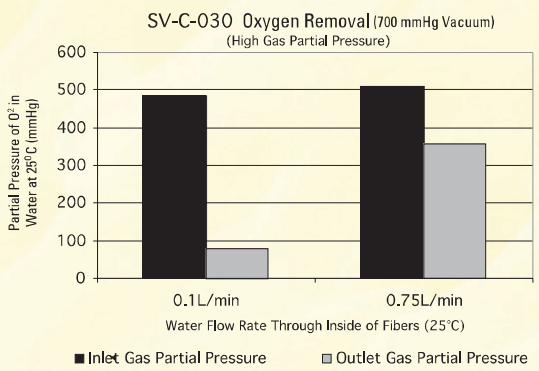
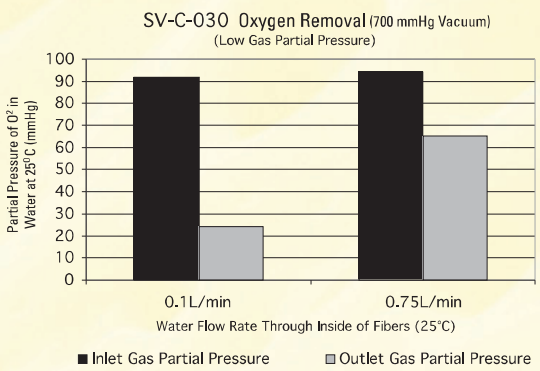
The FiberFlo degas filter components have been tested according to ISO guidelines for biocompatibility and have been found to be acceptable.

Integrity Test

Diffusive Flow < 80 ml/min. per filter @ 30 psig

Oxygen Removal

Flow Rates (water at 25°C)



Ordering Information

LV - C - 030 - K

Capsule Size
(Membrane Surface Area)
L = 6.5 ft²
M = 2.5 ft²
S = 1.0 ft²

Crossflow
C = Crossflow

Micron Rating
030 = 0.03µm

End-Fitting Option
(See Product Pricing Guide for details)

Call: (800) 328-3370
www.minntech.com



Minntech Corporation
14605 23th Avenue North
Minneapolis, MN 55447-4822
U.S.A.
Tel: (763) 553-3300
Toll Free: (800) 328-3370
Fax: (763) 553-3587

Minntech B.V.
Sourthweg 11
6422PC Heerlen
The Netherlands
Tel: (31) 45 5 471471
Fax: (31) 45 5 423695
www.minntech.com

Minntech Japan Corporation
4F Sumitomo Seimei Yochomechi Bldg.
10-10 Yochomechi, Shinjuku-ku
Tokyo 162-0355
Japan
Tel: (81) 3 (3225) 8600
Fax: (81) 3 (3225) 8681

Minntech International
Singapore Representative Office
No. 138 Robinson Road
#1E-09/1C The Corporate Office
Singapore 068906
Tel: +65 6227 9898
Fax: +65 6225 6846